



Work. Play. Recycle.

Fibrex Group

Envirodesign Site Furnishings Catalog #6




Table of Contents

BACKED BENCHES 3

Fibrex has designed benches that represent style and purpose. If you are on a tight budget or need a specific look you can find it here. These benches come with or without arms and are available in many different styles.

FLAT BENCHES 9

Many styles of park benches for indoor or outdoor use. For decorative purposes or short term seating. These flat seat park benches have a low profile and provide style and ambiance.

MEMORIAL BENCHES 13

Many of our recycled plastic benches can be a memorial or message bench. We have two categories of message benches: plaques or engraved. Add a **colorful inlay and/or logo** or a simple message.

PICNIC TABLES 15

Outstanding picnic table designs that are functional as well as beautiful.

UNIVERSAL ACCESS TABLES 23

We have a great selection of ADA compliant picnic tables in various designs.

YOUTH PICNIC TABLES 26

A children's picnic table is perfect for young people to stay connected and be part of the outdoor celebration while having their own area.

TRASH & RECYCLE RECEPTACLES 27


These unique indoor / outdoor Trash and Recycle receptacles provide a place for litter, trash and recyclables to be taken care of properly.

MESSAGE CENTERS 31

Our message centers come in many sizes and designs for all your communication needs.

OTHER PRODUCTS 34

We offer many other products also made with 100% recycled plastic.



BACKED BENCHES

VICTORIAN WITH ARMS

The look of cast iron with the durability of recycled plastic is the signature of the Envirodesign line of outdoor furniture. The Victorian bench provides the same characteristics usually found in a more costly bench.



Available Seat/Back Color Options



SIZE	Item #	Dimensions	Weight
4ft	CB4BA-01	48"Lx26.75"Wx30.25"H	79 lbs
6ft	CB6BA-01	72"Lx26.75"Wx30.25"H	115 lbs
8ft	CB8BA-01	96"Lx26.75"Wx30.25"H	152 lbs


without arms

SIZE	Item #	Dimensions	Weight
4ft	CB4B-01	48"Lx26.75Wx30.25H	72 lbs
6ft	CB6B-01	72"Lx26.75Wx30.25H	109 lbs
8ft	CB8B-01	96"Lx26.75Wx30.25H	146 lbs

ECONO-DESIGN BENCH

The Econo-Design bench provides comfort and quality at an economic price. Sustainability at its finest. You get the same style and durability that is found in all the benches. The economical bench is also available without arms and as a flat bench.

Available Seat/Back Color Options



ECONO-DESIGN BENCH WITH ARMS

SIZE	Item #	Dimensions	Weight
4ft	EM4BA-01	48"L x 26 1/8W x 32 1/4H	75 lbs
6ft	EM6BA-01	72"L x 26 1/8W x 32 1/4H	117 lbs
8ft	EM8TA-01	96"L x 26 1/8W x 32 1/4H	155 lbs

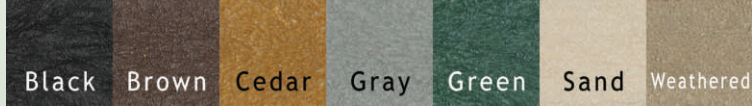
ECONO-DESIGN BENCH WITHOUT ARMS

SIZE	Item #	Dimensions	Weight
4ft	EM4B-01	48"L x 26.2 "W x 32.25 "H	72 lbs
6ft	EM6B-01	72"L x 26.2 "W x 32.25 "H	114 lbs
8ft	EM8B-01	96"L x 26.2"W x 32.25 "H	152 lbs






Available Seat/Back Color Options



Frame Color Options



Deluxe Bench without arms



DELUXE WITH ARMS

The Deluxe bench is designed to provide comfort for the user. The seating is wide with a slight contour. This bench excels in comfort, appearance and durability.

SIZE	Item #	Dimensions	Weight
4ft	DB4BA-01	48" L x 26.2" W x 32.5" H	90 lbs
6ft	DB6BA-01	72" L x 27" W x 32.5" H	134 lbs
8ft	DB8BA-01	96" L x 27" W x 32.5" H	178 lbs

without arms

SIZE	Item #	Dimensions	Weight
4ft	DB4B-01	48" L x 26.2" W x 32.5" H	87 lbs
6ft	DB6B-01	72" L x 27" W x 32.5" H	131 lbs
8ft	DB8B-01	96" L x 27" W x 32.5" H	175 lbs




Frame Color Options



MODERN WITH ARMS

The Modern bench demonstrates a stylish design for a functional application. The best, the privileged, the cream of the crop, they all describe our Modern benches. Modern and comfortable, this bench will add lasting class to your business, park or common area.

Available Seat / Back Color Options



SIZE	Item #	Dimensions	Weight
4ft	EB4BA-01	48" L x 27" W x 32.75" H	122 lbs
6ft	EB6BA-01	72" L x 27" W x 32.75" H	197 lbs
8ft	EB8BA-01	96" L x 27" W x 32.75" H	235 lbs

without arms

SIZE	Item #	Dimensions	Weight
4ft	EB4B-01	48" L x 27" W x 32.75" H	113 lbs
6ft	EB6B-01	72" L x 27" W x 32.75" H	188 lbs
8ft	EB8B-01	96" L x 27" W x 32.75" H	226 lbs



BACKED BENCHES



ELEMENTS WITH ARMS

A Elements bench provides commercial quality with an architectural design. The upscale bench frames are the product of choice for any setting.

SIZE	Item #	Dimensions	Weight
4ft	MB4BA-01	48"L x 29"W x 32.4"H	92 lbs
6ft	MB6BA-01	72"L x 29"W x 32.4"H	135 lbs
8ft	MB8BA-01	96"L x 29"W x 32.4"H	178 lbs

without arms

SIZE	Item #	Dimensions	Weight
4ft	MB4B-01	48"L x 29"W x 32.4"H	86 lbs
6ft	MB6B-01	72"L x 29"W x 32.4"H	129 lbs
8ft	MB8B-01	96"L x 29"W x 32.4"H	172 lbs

SHEFFIELD WITH ARMS

The Sheffield backed bench truly has no peer. The detail found in the bench frame is similar to what is found in cast iron but is made with 100% recycled plastic. This bench also has rounded edges on all outer slats. Ideal for comfort and safety.



Bench frame comes in black only.



Proudly made in the USA



SIZE	Item #	Dimensions	Weight
4ft	SB4BA-01	48"L x 26.75"W x 30.25"H	82 lbs
6ft	SB6BA-01	72"L x 26.75"W x 30.25"H	120 lbs
8ft	SB8BA-01	96"L x 26.75"W x 30.25"H	158 lbs

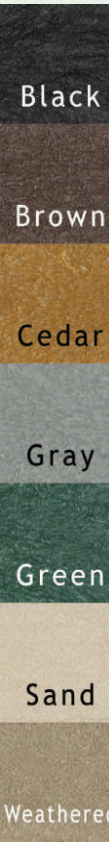
without arms

SIZE	Item #	Dimensions	Weight
4ft	SB4B-01	48"L x 26.75"W x 30.25"H	76 lbs
6ft	SB6B-01	72"L x 26.75"W x 30.25"H	114 lbs
8ft	SB8B-01	96"L x 26.75"W x 30.25"H	152 lbs





Frame Color Options



Seat/Back Color Options

CENTRAL PARK WITH ARMS

The Central Park is a bench designed for comfort & style. The ball top bench end displays extra flare. The seats have rounded edges adding extra comfort to the seat.

SIZE	Item #	Dimensions	Weight
4ft	PC4BA-01	48"Lx28.4"Wx33.9"H	94 lbs
6ft	PC6BA-01	72"Lx28.4"Wx33.9"H	134 lbs
8ft	PC8BA-01	96"Lx28.4"Wx33.9"H	178 lbs

without arms

SIZE	Item #	Dimensions	Weight
4ft	PC4B-01	48"Lx28.4"Wx33.9"H	91 lbs
6ft	PC6B-01	72"Lx28.4"Wx33.9"H	131 lbs
8ft	PC8B-01	96"Lx28.4"Wx33.9"H	175 lbs

Bench Frame Color Options



CLASSIC WITH ARMS

A Classic design with you in mind. This bench is built for durability. The extra wide, 2"x 6" plastic planks provide added comfort.



Available Seat/Back Color Options



SIZE	Item #	Dimensions	Weight
4ft	TB4BA-01	48 "L x 26.75 "W x 32.5 "H	101 lbs
6ft	TB6BA-01	72"L x 26.75 "W x 32.5 "H	148 lbs
8ft	TB8BA-01	96"L x 26.75 "W x 32.5 "H	198 lbs

without arms

SIZE	Item #	Dimensions	Weight
4ft	TB4B-01	48"L x 26.75 "W x 32.5 "H	98 lbs
6ft	TB6B-01	72"L x 26.75 "W x 32.5 "H	145 lbs
8ft	TB8B-01	96"L x 26.75 "W x 32.5 "H	195 lbs

BACKED BENCHES

Seat/Back Color Options



HYDE PARK WITH ARMS

A Hyde Park bench is the epitome of function and form. The bold look of this bench is accomplished by the wide, 2"x10" plastic plank for the back with 2"x6" planks for the seat.

Bench Frame Color Options



SIZE	Item #	Dimensions	Weight
4ft	LB4BA-01	48"Lx26.8"Wx33.4"H	97 lbs
6ft	LB6BA-01	72"Lx26.8"Wx33.4"H	145 lbs
8ft	LB8BA-01	96"Lx26.8"Wx33.4"H	191 lbs

without arms

SIZE	Item #	Dimensions	Weight
4ft	LB4B-01	48"Lx26.8"Wx33.4"H	94 lbs
6ft	LB6B-01	72"Lx26.8"Wx33.4"H	142 lbs
8ft	LB8B-01	96"Lx26.8"Wx33.4"H	188 lbs

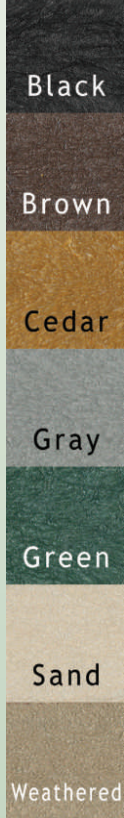
ANCHOR KITS

This Anchoring package is a great value and helps secure the bench in place.

- 4 = aluminim L-shaped metal brackets
- 8 = 5/16x1 1/4 Hex Head Lag Screws



Seat/Back
Color
Options



Bench
Frame
Color
Options




ECONO-DESIGN CLASSIC BENCH WITH ARMS

The same style and quality as our Classic bench, the Econo-Design Classic was created for the budget minded buyer. The Economizer Traditional is made with a smaller profile 1.25"x5" lightweight plastic lumber.

SIZE	Item #	Dimensions	Weight
4ft	ET4BA-01	48 "L x 14.3 "W x 17.25 "H	88 lbs
6ft	ET6BA-01	72 "L x 26 "W x 32.25 "H	121 lbs
8ft	ET8TA-01	96 "L x 26 "W x 32.25 "H	172 lbs

ECONO-DESIGN BENCH WITHOUT ARMS

SIZE	Item #	Dimensions	Weight
4ft	ET4B-01	48"L x 26 1/8W x 32 1/4H	85 lbs
6ft	ET6B-01	72"L x 26 1/8W x 32 1/4H	118 lbs
8ft	ET8B-01	96"L x 26 1/8W x 32 1/4H	169 lbs



FLAT BENCHES



VICTORIAN FLAT BENCH

The Victorian bench has the same decorative seating style as the other Victorian benches. Buy now and enjoy for a lifetime.

SIZE	Item #	Dimensions	Weight
4ft	CB4F-02	48"L x 19.8 "W x 18 "H	53 lbs
6ft	CB6F-02	72"L x 19.8 "W x 18 "H	80 lbs
8ft	CB8F-02	96"L x 19.8 "W x 18 "H	107 lbs

Seat Color Options



Frame Color Options



ECONO-DESIGN TRADITIONAL FLAT BENCH

A lighter weight, Econo-Design Traditional for the budget minded.

SIZE	Item #	Dimensions	Weight
4ft	ET4F-02	48"L x 19.8 "W x 17.75 "H	53 lbs
6ft	ET6F-02	72"L x 19.8 "W x 17.75 "H	80 lbs
8ft	ET8F-02	96"L x 19.8 "W x 17.75 "H	120 lbs



Proudly made in the USA



Eco-Friendly Products



100% Recycled Product



15-yr Warranty



776
milk
jugs

Frame
Color
Options




MODERN FLAT BENCH


This Modern Flat bench is the perfect bench to sit and reflect on the day. The upscale Modern collection will enhance the appearance of any location. The slatted design is great for outdoor use because the rainwater will run right through.

SIZE	Item #	Dimensions	Weight
4ft	EB4F-01	48"L x 19.8"W x 18"H	61 lbs
6ft	EB6F-01	72"L x 19.8"W x 18"H	93 lbs
8ft	EB8F-01	96"L x 19.8"W x 18"H	120 lbs

Available Seat Color Options



LOOK
AT THE
DETAIL!



Do you want your bench engraved like this one? Visit page 14 for details.



Proudly made
in the USA



Eco-Friendly Products



100% Recycled
Product



15-yr Warranty

FLAT BENCHES

Seat Color Options

- Black
- Brown
- Cedar
- Gray
- Green
- Sand
- Weathered

Frame Color Options

- Black
- Brown
- Green



HYDE PARK FLAT BENCH

The Hyde Park bench series was specifically designed for outdoor use. The utilitarian design has style and purpose.

SIZE	Item #	Dimensions	Weight
4ft	LB4F-02	44"Lx19.6"Wx16.5"H	40 lbs
6ft	LB6F-02	72"Lx19.6"Wx16.5"H	61 lbs
8ft	LB8F-02	96"Lx19.6"Wx16.5"H	81 lbs



Frame Color Options

Frame Color Options

- Black
- Brown
- Green

Seat Color Options

Seat Color Options

- Black
- Brown
- Cedar
- Gray
- Green
- Sand
- Weathered



CENTRAL PARK FLAT BENCH

The Central Park backless bench seat is a perfect addition for any setting. The elegant, sleek design with rounded edges is attractive and provides safety and comfort.


SIZE	Item #	Dimensions	Weight
4ft	PC4F-02	48"L x 19.8"W x 18"H	55 lbs
6ft	PC6F-02	72"L x 19.8"W x 18"H	85lbs
8ft	PC8F-02	96"L x 19.8"W x 18"H	113lbs



Seat Color Options



Frame Color Options



CLASSIC FLAT BENCH

The Classic flat bench is a simple design with wide, 2"x6" flat boards for comfort.

SIZE	Item #	Dimensions	Weight
4ft	TB4F-02	48"L x 19.6"W x 18"H	62 lbs
6ft	TB6F-02	72"L x 19.6"W x 18"H	94 lbs
8ft	TB8F-02	96"L X 19.6"W x 18"H	121 lbs



Frame Color Options



Seat Color Options



DELUXE FLAT BENCH

The Deluxe bench is ideal for a variety of settings from a sophisticated mall to a quiet garden. The Deluxe collection provides 2"x4" boards for a wider seat. Durability and style are a bonus.

SIZE	Item #	Dimensions	Weight
4ft	DB4F-02	48"L x 19.8"W x 18"H	56 lbs
6ft	DB6F-02	72"L x 19.8"W x 18"H	85 lbs
8ft	DB8F-02	96"L x 19.8"W x 18"H	113 lbs



MEMORIAL BENCHES (Engraving or plaque)



PLAQUES

Plaque benches are an ideal way to create a message or memorial for that special someone. Each plaque is inset so it is below the board surface providing comfort and deterring vandals. Plaques can be ordered in two different materials; bronze or U.V. protected plastic laminate. All plaques will be centered on bench unless stated otherwise at the time of order.

DIMENSIONS	BACKGROUND COLOR & LETTERING
2.5" x 6" - Plastic	Green with White Lettering
4" x 8" - Plastic	Green with White Lettering
2.5" x 6" - Plastic	Gold with Black Lettering
4" x 8" - Plastic	Gold with Black Lettering
2.5" x 6" - Bronze	Black with Gold Lettering
3" x 5" - Bronze	Black with Gold Lettering
4" x 8" - Bronze	Black with Gold Lettering

- *Call for additional details.*
- *Restriction apply to font and number of characters.*
- *Final price is dependent on final design.*





ENGRAVING

Engraving is an ideal way to personalize a bench. You can add text, and/or logo to deliver a message with impact. Font size varies depending on the amount of text, but can go up to 5" tall.

This option works great for Message or Memorial benches, company advertising or to honor a friend for an accomplishment. Each bench is a sustainable product that will endure in harsh outdoor conditions. Place a bench in a public location for all to see or keep in your home or garden.


Call for additional details. Restrictions apply to font and number of characters. Final price is dependent on final design.



COLOR INLAY -- Check out our colorful Palette!

We have 12 different colors of inlay we can use to add a splash of color to your engraving! We use polyester surfboard resin which contains UV inhibitors for long lasting outdoor protection. A logo can be engraved and a colored inlay applied. Simply provide an electronic image and our designers will take it from there. (restrictions apply).

Final price is dependent on final design.



PICNIC TABLES

HERITAGE TABLE

The Heritage table is a great table for larger groups. The stationary seats provide easy entry with generous seating room. The table top is designed to provide added width which allows for optional wheelchair access at each end.



Frame is available in black only.

Item #	Dimensions	Weight
CMT-03	96" L x 76.75" W x 30.5" H	415 lbs

Table top dimensions 96" L x 40.5" W x 30.5" H

Easily seats 8 people with additional seating available for Wheelchairs at both ends.



Available Color Options

HEXAGON PICNIC TABLE

The open seat hexagon tables are handcrafted for easy assembly. The tops come assembled to save you time.

The open Hexagon table has easy access seating and sturdy construction. Pride of craftsmanship and attention to detail are built into every table.




Item #	Dimensions
OHT-03	80.2" diam x 30.5" H

Weight
267 lbs

Frame
Color
Options



Available Color Options



Proudly made in the USA



Eco-Friendly Products



100% Recycled Product



15-yr Warranty



DELUXE PICNIC TABLE

The Deluxe table is crafted out of smaller boards, for a more detailed look that closely resemble wooden tables but without the added maintenance demands of wood. Instead of a seat that is only 9.5 inches wide this table has a full 11.5 inch wide seat.

This table comes in two lengths, 6ft and 8 ft. Dimensions are listed below.

SIZE	Item #	Dimensions	Weight
6ft	DPT6-03	72"L x 60.9"W x 31"H	334 lbs
8ft	DPT8-03	96"L x 60.9"W x 31"H	420 lbs

Frame Color Options



Available Color Options



LEGACY PICNIC TABLE

A traditional hexagon design transformed into a table with matchless elegance. The table legs have the classic look of iron but are molded with Eco-friendly recycled plastic. The easy access seating provides comfort and ease of use for all ages.



Frame is available in black only.



Available Color Options



Item #	Dimensions	Weight
PZT-03	77.5"diam x 30.5"H	235 lbs

Table top dimensions are 46.2 "L x 40 "W x 30.5 "H. Some assembly required.



PICNIC TABLES

TUFF EASY ACCESS

Contemporary styling is only one positive feature this picnic table provides. Easy Access seating is another. A one piece molded table frame with a wide flange for attaching the top & seats makes assembly a breeze




Available Table and Seat Color Options

- Black
- Brown
- Cedar
- Gray
- Green
- Sand
- Weathered

This table comes in two lengths, 6ft and 8 ft. Dimensions are listed below.

SIZE	Item #	Dimensions	Weight
6ft	PTEA6-03	72"L x 60.8"W x 30.5"H	279 lbs
8ft	PTEA8-03	96"L x 60.8"W x 30.5"H	330 lbs

Table Frame comes in 3 different color options



STANDARD PICNIC TABLE

This Standard rectangular picnic table is designed to last forever and has the traditional step over design. built sturdy using solid 2"x10" recycled plastic planks for the tops and seats with two solid heavy-duty plastic 4"x 6" leg assembly and an additional 4" x 4" leg assembly in the center of the table.



- Black
- Brown
- Cedar
- Gray
- Green
- Sand
- Weathered

This table comes in two lengths, 6ft and 8 ft. Dimensions are listed below.

SIZE	Item #	Dimensions	Weight
6ft	SPT6-03	72"L x 59.2 "W x 31 "H	320 lbs
8ft	SPT8-03	96"L x 59.2 "W x 31 "H	400 lbs

Table Frame comes in 3 different color options



Available Table and Seat Color Options





TUFF STEP THRU

Traditional styling combined with easy access seating with step through sides. The seats, top and major components are pre-assembled in the factory, allowing you to put this table together with ease.

This table comes in two lengths, 6ft and 8 ft. Dimensions are listed below.

SIZE	Item #	Dimensions	Weight
6ft	PTS6-03	72"L x 59"W x 31"H	312 lbs
8ft	PTS8-03	96"L x 59"W x 31"H	340 lbs

Table Frame comes in 3 different color options



Available Table and Seat Color Options

MARKET SQUARE PICNIC TABLE

The Market Square table provides a highly attractive design with an easy to assemble frame. A true departure from the ordinary with an upscale style that is comparable to none!



Frame is available in black only.

Item #	Dimensions	Weight
TST-03	76.75"L x 76.8 "W x 30.5 "H	288 lbs

Table Top dimensions are 40.5"L x 40.5"W square



Available Table and Seat Color Options



Proudly made in the USA



Eco-Friendly Products



100% Recycled Product



15-yr Warranty

PICNIC TABLES

TRIBECA PICNIC TABLE

The Tribeca has a round easy to clean top made from 100% recyclable plastic. This table seats six and is ideal for activities, eating, meeting or relaxing. The frame is 100% recycled plastic and is intricately designed to look just like steel.



Decorative Frame is available in black only.

Item #	Dimensions	Weight
BOT-03	77.5" dia x 28.25" H	155 lbs

Table top dimensions 45.75 " diam x 28.25 "H

Solid plastic sheets for table tops and seat colors come in a variety of colors:



Decorative Frame is available in black only.

METROPOLITAN PICNIC TABLE

This square top has rounded edges for safety and comfort. With seating for eight and a top with ample space, you can enjoy time with your family and friends. All seats are easy access no need to step over.



Proudly made in the USA




Eco-Friendly Products



Item #	Dimensions	Weight
BST-03	84" diam x 28.25" H	200 lbs

Table Top dimensions 45.5 "L x 45.5 "W x 28.25 "H

Solid plastic sheets for table tops and seat colors come in a variety of colors:



100% Recycled Product



15-yr Warranty



CAMELOT ROUND PICNIC TABLE

The Camelot Round table is designed for easy access. No stepping over a seat is necessary. This table top comes in a variety of colors. This round table creates the perfect circle permitting easy face-to-face conversations.

Item #	Dimensions	Weight
ORT-03	81.75" diam x 28.25" H	212 lbs

Table Top dimensions 45.25 " diam x 28.25 "H

Frame Color Options



Solid plastic sheets for table tops and seat colors come in a variety of colors:



TRIOLOGY PICNIC TABLE

A TrilogY table represents good food, good friends, and good times. Just add your favorite people and let the good times begin! A good sized round table with seating for eight. Some assembly required.




Decorative Frame is available in black only.

Item #	Dimensions	Weight
CNT-03	77.5" diam x 28.25 "H	190 lbs

Table Top dimensions 45.75 " diam x 28.25 "H

Solid plastic sheets for table tops and seat colors come in a variety of colors:




PICNIC TABLES

6ft in Cedar



Available Color Options



shown in 8ft gray



Frame Color Options

ECONO-DESIGN PICNIC TABLE

The same proven table design with a little less weight. This table uses a lighter weight plastic plank for the economical budget. The seats are wide for plenty of comfort. Ideal for home patios as well as schools, hospitals or any area for picnics or breaks.

This economy table comes in three (3) lengths.

SIZE	Item #	Dimensions	Weight
4ft	EPT4-03	48"L x 59.9"W x 30.8 "H	168 lbs
6f	EPT6-03	72"L x 59.9 "W x 30.8 "H	234 lbs
8ft	EPT8-03	96"L x 59.9 "W x 30.8 "H	303 lbs

Frame comes in 3 color options.

Black

Brown

Green

ECONO-DESIGN PLAZA TABLE

Our best selling Econo-design Plaza table is now found in our economy line. The easiest to assemble, recycled plastic hexagon table available today. The quality and craftsmanship is obvious from the fine design detail found in the frame to the tops and seats with no visible fasteners. Made in the USA with pride.



Frame is available in black only.

1608 milk jugs

SIZE	Item #	Dimensions	Weight
4ft	EPZ-03	30"H x 76.8 " diameter	201 lbs

Available Color Options



Proudly made in the USA



Eco-Friendly Products



100% Recycled Product



15-yr Warranty

Frame
Color
Options

ECONO-DESIGN HEXAGON TABLE



This Econo-Design Hexagon picnic table is a lighter version of our traditional Hexagon table and has a wide seat. Durability & structural integrity is what you find in all our products. The price is less and it has a wide seat....sounds like a winner!

SIZE	Item #	Dimensions	Weight
4ft	EHT-03	30"H x 79" diameter	207 lbs

ADA Compliant version of this table on Page 23.

Frame comes in 3 color options.

Available Color Options



UNIVERSAL ACCESS TABLES



LEGACY ADA PICNIC TABLE

The Legacy ADA Compliant table has the elegant and detailed frame that looks just like real steel but is made of recycled plastic plastic planks. ADA compliant for commercial use, this handicap accessible table assists those with special needs while looking great like all of our other tables.


Item	Dimensions
PZTHA-03	78.5" diameter x 30.5 "H weight of product is 207 lbs




Frame comes in Black Only



Available Color Options



Frame comes in 3 color options.

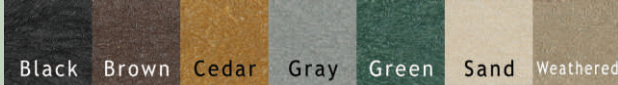


OPEN HEXAGON ADA PICNIC TABLE

This Open seat hexagon table with universal access seating. Eco-friendly and manufactured in the USA. This Commercial quality outdoor hexagon table has access open access for one wheel chair.

Item	Dimensions
OHTHA-03	30.5"H X 82 " diameter weight of product is 235 lbs

Available Color Options



Proudly made in the USA



Eco-Friendly Products



100% Recycled Product



15-yr Warranty


DELUXE ADA PICNIC TABLE

This wheelchair table meets the same specifications as the regular six foot picnic table but provides seating and table space on one end for wheel chair access, allowing everyone to have access to join in the activities.

Item	Dimensions
DPTHA-03	96"L x 61 "W x 31 "H

weight of product is 365 lbs

Frame comes in 3 color options.



Available Color Options



Frame Colors

Black Brown Green



CAMELOT ROUND ADA PICNIC TABLE

This table has open seating for easy access so stepping over a seat is not necessary. Easy clean surface made with a solid sheet of plastic is ideal for many activities and easy to wipe clean. The Camelot Round ADA Table comes in a variety of colors. This round table creates the perfect circle for easy face to face conversations.

Item	Dimensions
ORTHA-3	82" diameter x 28 "H
weight of product is 170 lbs	



ECONO-DESIGN PLAZA ADA TABLE

Universal access allowing for wheel chair access at one sitting space. Eco-friendly and built to last. The difference between the Econo-Design Hexagon and the Econo-Design Plaza is the detailed frame that comes with this product.

Item	Dimensions
EPZHA-03	78.5" diameter x 30"H
weight of product is 173 lbs	

Available Color Options



Frame comes in Black Only



Black Brown Green

Frame Colors



ECONO-DESIGN ADA PICNIC TABLE

The Econo-Design Universal access picnic table is an excellent choice for those on a tight budget. This table has the same quality you will find in all our tables. The tops & seats are pre-assembled saving you time & money.

Item	Dimensions
EPHTA-03	96"L x 59.9"W x 30.75"H
weight of product is 257 lbs	

Available Color Options



Proudly made in the USA



Eco-Friendly Products



100% Recycled Product




15-yr Warranty

UNIVERSAL ACCESS TABLES



We have a wide selection of ADA Compliant Picnic Tables for you to choose from. We are proud to offer these durable and maintenance free recycled plastic picnic tables for your enjoyment.

With many colors to choose from and a variety of styles you are sure to find one that suits your setting perfectly.



Available Color Options



Frame color options



Dimensions are listed below.

SIZE	Item #	Dimensions	Weight
8ft	SPTHA-03	96"L x 59 "W x 31 "H	351 lbs

(Add \$20 to price to have Handicap Access on both ends of table.)

STANDARD PICNIC TABLE WITH UNIVERSAL ACCESS ON ONE OR BOTH ENDS

The Standard rectangular picnic table is available with universal access seating accommodating wheel chairs at each end or only one end.

Look for the blue markers on the end of this table signifying wheel chair access. This picnic table has the traditional step over design using solid 2"x10" recycled plastic lumber for the top and seat boards and heavy-duty solid plastic 4"x6" plastic lumber for the legs.



Frame Colors



Available Color Options



ECONO-DESIGN HEXAGON ADA TABLE

This lighter version of our popular ADA Compliant hexagon table is a winner. Constructed using plastic planks manufactured in the USA utilizing recycled plastic. Durability & structural integrity that you find in all our products will be found in this table.

Item	Dimensions
EHTHA-03	81" diameter x 30"H

weight of product is 171 lbs



YOUTH PICNIC TABLES




YOUTH ROUND ACTIVITY TABLE

A round activity table made for fun. Safety is number one, rounded edges, no splinters, peeling paint, or toxic chemicals. Bright colors add to the attraction for any child. Ideal for children ages 3-7. Day care, pre-school, or parks; just add the table the kids will come.

(products are made in sheets of one color for top and frame)

Item _____ Dimensions _____

RAT-03 47.75" diameter x 21"H
weight of product is 70 lbs



Frame Colors



THE OPEN HEXAGON TABLE

The Open Hexagon Youth table is the same as our traditional hex table but sized for a child. What a great way to relax and get ready for that next romp through the play area. Kids love a table that looks like yours but is made their size. Splinter-free construction.

Item _____ Dimensions _____

OHTY-03 47.5" diameter x 19.78"H
weight of product is 115 lbs



Proudly made in the USA



Frame Colors




THE ECONOMIZER YOUTH TABLE

Another kid-friendly product just like the adult model. Made in the USA - Buy with pride! No splinters or sharp edges. Safety is number #1. Non porous and will not harbor harmful bacteria.

Item _____ Dimensions _____

EPTY-03 60"L X 48.38"W 27"H
weight of product is 234 lbs



Eco-Friendly Products



100% Recycled Product



15-yr Warranty

TRASH & RECYCLE RECEPTACLES

ENVIRODESIGN RECYCLED PLASTIC LUMBER RECYCLING CENTERS

The Envirodesign Recycled Plastic Lumber Recycling Centers consist of several individual receptacles which are grouped together around a center post. They are available in a wide variety of styles, sizes and color choices combining both great aesthetic and functional benefits. The receptacles and center post are made from 95% post consumer content (milk jugs) recycled plastic lumber. The lids are made of fiberglass with a high gloss gelcoat finish and can be of beveled, tall, dome or sloped design. Recycled plastic lumber has a wood-like appearance and does not require any maintenance since it does not absorb any moisture. It will never need waterproofing, painting or staining and will never rot, rust, crack, decay, split or splinter.

The modular configuration of our recycling centers offer endless options to create public area recycling and waste collection centers that best serve the needs of your community. Each recycling center consists of one, two, three or four receptacles that are attached to a recycled plastic lumber center post. This center post can be fitted with our standard recycling signage or your custom message and logo. All Envirodesign recycled plastic lumber receptacles are built to last and are covered by an excellent warranty.



ENVIRODESIGN RECYCLED PLASTIC LUMBER RECYCLING CENTERS

MODEL	Item #	Capacity	Weight	Dimensions
Recycling Center with Two Receptacles & Center Post	9225	2x 25 gal.	155 lbs.	52" x 20" x 33"
	9232	2x 32 gal.	225 lbs.	64" x 26" x 34"
	9255	2x 55 gal.	295 lbs.	64" x 26" x 40"
Recycling Center with Three Receptacles & Center Post	9325	3x 25 gal.	220 lbs.	52" x 52" x 33"
	9332	3x 32 gal.	325 lbs.	64" x 64" x 34"
	9355	3x 55 gal.	425 lbs.	64" x 64" x 40"
Recycling Center with Four Receptacles & Center Post	9425	4x 25 gal.	285 lbs.	52" x 52" x 33"
	9432	4x 32 gal.	425 lbs.	64" x 64" x 34"
	9455	4x 55 gal.	560 lbs.	64" x 64" x 40"



ENVIRODESIGN RECYCLED PLASTIC LUMBER RECYCLING CENTERS



MODEL	Item #	Capacity	Weight	Dimensions
Combination Trash/Recycling Receptacle	RL4200	2x 21 gallon	100 lbs.	26" dia x 42"
Beveled flat top receptacle	F9125	25 gallon	65 lbs.	20" dia x 33"
Beveled flat top receptacle	F9132	32 gallon	100 lbs.	26" dia x 34"
Beveled flat top receptacle	F9155	55 gallon	135 lbs.	26" dia x 40"
Sloped top receptacle	S9225	25 gallon	70 lbs.	20" dia x 43"
Sloped top receptacle	S9232	32 gallon	105 lbs.	26" dia x 44"
Sloped top receptacle	S9255	55 gallon	140 lbs.	26" dia x 50"
Square hinged steel top receptacle	ST9725	25 gallon	97 lbs.	22" x 22" x 32"

The Envirodesign Recycled Plastic Lumber Recycling Receptacles are made from 95% post consumer content recycled plastic (milk jugs) and are available with one, two, three or four compartments. We manufacture a large selection of styles, sizes and color choices designed especially for the collection of both waste and recyclables at non-residential locations.

Public area recycling receptacles permit people to practice their good recycling habits when at work or at play. Our multi-compartment receptacles allow for source-separated collection of recyclable beverage containers, recyclable paper products and residue waste products. Designed to last, resist vandalism and bad weather, these receptacles are attractive in design and perfect for high traffic areas such as parks, universities, city streets, sidewalks and many other public spaces.



METRO TRASH & RECYCLE RECEPTACLES

40 Gallon Trash receptacle (available with rain cap or without)

Metro trash receptacles are ideal in any setting. Durable, attractive, and developed to handle trash or recyclables with style and grace. This trash receptacle comes with a durable plastic liner and an easy -to-change bag system. Optional safety tether for lid.

With Cap: Item T40C

Dimensions 22.57”L x 22.57”W x 43.25”H
weight of product is 165 lbs.

Without cap: Item: T40

Dimensions 22.57”L x 22.57”W x 34.25”H
weight of product is 150 lbs.



Color Options for
the base

ECONO-DESIGN TRASH RECEPTACLE

The Econo-Design represents both value and quality. This 22 gallon trash receptacle has the same easy trash bag loading system as our larger trash receptacles and comes in 7 color options. Slatted design keeps rainwater drained.

Item: EMT22-01

Dimensions 18.5”L x 17.13”D x 28”H
weight of product is 66 lbs

prlc



- Black
- Brown
- Cedar
- Gray
- Green
- Sand
- Weathered



EASY BAG SYSTEM
AS EASY AS 1. 2. 3.

40 GALLON RECYCLE BIN


This recycle container has an easy load trash bag system. Use heavy-duty recycled trash bags for best results. The receptacle can be used for cans, paper, plastic or commingled. Please specify when purchasing.

Item

R40C-BO	Bottles
R40C-CA	Cans
R40C-CO	Commingled
R40C-PA	Paper
R40C-PL	Plastic

Dimensions 22.57"L x 22.57"W x 43.75"H
weight of product is 165 lbs

Available Color Options of base




ALL BLACK SHEET TRASH RECEPTACLE

This 33-gallon trash or recycling container is made with solid sheet plastic with the color all the way through. Built solid and comes fully assembled. Strong stainless steel piano hinge is hidden inside the side opening door for a smooth looking finish. No need for painting or staining and weather resistant so it encourages recycling indoors and out. ONLY AVAILABLE IN BLACK

Item	dimensions	weight
ST33-01	19.5"L x 19.5"W x 40.4"H	90 lbs

Options include the choice of an engraved, color inlay messages for each recycling container: TRASH, RECYCLE, CANS, PLASTIC, PAPER, GLASS and a choice of six engraved panel designs:

- Square
- Slats
- Rounded Slat
- 4 square
- 2 Column
- Classic



shown with "Classic" engraved front panel



MESSAGE CENTER & SIGNS



Small Message Center (available one or two sided)

Item no.#	description	dimensions	post	weight
SMC-1S0P	1 sided / no post	22"W X 30"H X 3.5"D	no post	33 lbs
SMC-1S1P	1 sided / 1 post	22"W X 30"H X 3.5"D	1 post-96"H	64 lbs
SMC-2S1P	2 Sided / 1 post	22"W X 30"H X 3.5"D	1 post-96"H	64 lbs

Medium Message Center (available one or two sided)

Item no.#	description	dimensions	post	weight
MMC-1S0P	1 sided / no post	40"W X 30"H X 3.5"D	no post	55 lbs
MMC-1S1P	1 sided / 2 posts	40"W X 30"H X 3.5"D	2 post-96"H	125 lbs
MMC-2S1P	2 Sided / 2 posts	40"W X 30"H X 3.5"D	2 post-96"H	125 lbs

Large Message Center (available one or two sided)

Item no.#	description	dimensions	post	weight
LMC-1S0P	1 sided / no post	52"W X 42"H X 3.5"D	no post	87 lbs
LMC-1S1P	1 sided / 2 posts	52"W X 42"H X 3.5"D	2 post-96"H	157 lbs
LMC-2S1P	2 Sided / 2 posts	52"W X 42"H X 3.5"D	2 post-96"H	157 lbs

Frame comes in many color options.



Need more than one message center at a location? we have lots of options!

SPECIALTY VIEWING CENTER

Easily view site-seeing information, literature, history and more. No need for an added padlock because there are two stainless steel key locks installed to secure contents. Water resistant sealed acrylic glass. Your choice of our standard recycled rubber tackboard or a corkboard option.


Recycled rubber tackboard lasts longer than cork and is weatherproof and washable.



Item No.#	Dimensions	Weight
SVMC	44.5"W x 24"L x 3.5"D	70 lbs

Posts make it 54 inches tall above ground.

Frame comes in 7 color options



SMALL MENU ENCLOSURE

Displays menus, posters, message or advertisements. Wall mounted vertically. Stainless steel key locked door for security. Your choice of our standard recycled rubber tackboard or a corkboard option.

Recycled rubber tackboard lasts longer than cork and is weatherproof and washable.



Item no.#	dimensions	weight
MENU	20"w x 25.5"h x 3"d	22 lbs

Frame comes in 7 color options.



Proudly made in the USA



Eco-Friendly Products




100% Recycled Product



15-yr Warranty

Concrete Mount kit



- Allows easy installation for 4x4 posts on existing concrete
 - Easy to install in concrete with 1/2 in. diameter anchors.
 - Made from 12 gauge steel
 - Black powder-coated
 - 6.8"W x 6.8"D x 3.8"H
- Item #FP-SMMC



**what makes our Message centers different from all the rest?
Quality durability and value!**

Our message centers are constructed of eco-friendly post consumer 100% recycled plastic, and uses stainless steel fasteners for strength and durability.

Four of the reasons how WE are different than the others:

1. Polycarbonate window is scratch resistant and weather proof. Polycarbonate is used for bullet proof protection so you KNOW it is strong and long-lasting.
2. One piece stainless steel piano hinge is located INSIDE the unit and hidden screws make the door support practically vandal proof.
3. Rubber seal inside of the door creates a truly weatherproof seal.
4. Weatherproof barrel locks, two for larger doors, keep your content secure.

see above image

**Custom Sign work available. Call Customer Service for more details.
Toll Free at 1-800-346-4458**



OTHER PRODUCTS

10 SLOT BIKE RACK

This Eco-friendly Product makes a statement sitting at your school, library or any community area. Order in one solid color or any combination of the 7 colors shown.

Item: #Br10

Dimensions: 42"W x 72"L x 31"H

weight of product is 132 lbs



Available color combinations



MILE MARKER POSTS

A sturdy Mile marker post can be used for many things! Great for trails or even a driveway marker.

Item **MMKR-01**

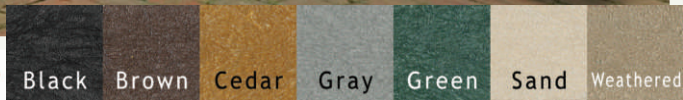
Standard Dimensions: 4"x4"x8" beveled edges
weight of product is 70 lbs



Available color options



PLANTER AND BENCH SEAT



Create your own!
Build it with one seat,
two seats, or a long
bench along a wall
with as many seats
as you want!

Sectional planter bench Seat combo kit

The Sectional Planter Bench Seat by Fibrex Group provides a place to sit and is a lovely addition to your street scape or garden area. The sectional design allows you to create an arrangement that will add ambiance to your location.


Buy a single planter or customize one by adding a seat and additional planter to create a long bench seat along a garden wall. Add another seat & planter for a corner seating arrangement. The seats and planter come in a wide range of colors for designing your own unique look.

The creative sectional design can help define the borders of outdoor rooms with a clean, angular sensibility. Linear slats quickly disperse rain water for a dry, comfortable seating area. The planters allow for the addition of flora to brighten your day.

If you're tired of replacing expensive site furnishings year after year, consider these durable products manufactured from 100% recycled plastic. These benches will last a lifetime and are practically maintenance free with no need to stain or paint them. You don't even have to bring them inside for the winter!

each 22-inch cube planter box is 98 lbs

each 6 foot bench for the cube planter set up weighs 59lbs




SOME FACTS ABOUT RECYCLING

- It takes 8 plastic milk jugs to equal 1 lb of recycled plastic.
- We use 400 pounds of recycled plastic to make an 8 foot picnic table.
- One good reason to recycle plastic is that there is so much of it.
- Recycling plastics conserves Energy and Natural Resources and saves Landfill space.
- Recycling plastics has never been easier. Today, 80% of americans have easy access to a plastic recycling program, whether it is a municipal curbside program or a local drop-off site.



8 plastic milk jugs = 1 pound
8' picnic table = 400 pounds



3,200 milk jugs = 1 picnic table



Work. Play. Recycle.

4165 Pruden Blvd., Building 2 • Suffolk, VA 23434 • ph. 1-800-346-4458 • fax. 1-800-444-8380
www.fibrexgroup.com